

Tenda



All for better networking.

MW5

AC1200 Whole Home Mesh WiFi System

www.tendacn.com

Link
More



MW5

AC1200 Whole Home Mesh WiFi System


Product Description

The Tenda nova MW5 is a whole home mesh WiFi system designed for larger households with 100 Mbps or greater broadband services. Powered by Tenda's mesh technology, each node automatically connects to the other, creating a distributed network throughout your entire home. A 3-pack of MW5 covers up to 3500 square feet. The primary node features gigabit ports, getting the most out of your 100 Mbps or greater broadband service and ensuring smooth playback of 4K videos. And the wall-plug secondary node automatically connects to your existing Mesh network with pre-paired configuration, making setup a breeze.

More features

- * Easy setup: The secondary node automatically connects to the primary node making cabling unnecessary.
- * Parental Controls: Manage your child's online time.
- * Security: Supports access control and guest network.

Selling Points




Works well with 100 Mbps or greater broadband services

With 2 gigabit ports and gigabit WiFi network, the nova MW5 gets you the most out of your 100 Mbps or greater broadband services coming into your home.




Covers up to 3500 square feet

Powered by Tenda's mesh technology, each node automatically connects to the other, creating a distributed network throughout your entire home. A 3-pack of nova MW5 covers up to 3500 square feet. With up to 6 mesh nodes supported, the nova MW5 covers 6000 square feet.



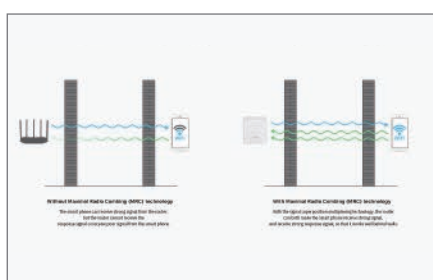
Two external 2.4 GHz and 5 GHz power amplifiers for each band double its wall penetration capability

Two external 2.4 GHz and 5 GHz power amplifiers used both on 2.4 GHz and 5 GHz bands of the primary node to enhance the signal strength and receiving capability, helping the nova MW5 outperform ordinary routers.



Built-in dual band antennas for excellent wall penetration capability

With features that optimize both the 2.4 GHz and 5 GHz bands, the nova MW5 system automatically adjusts data rates when it works behind 2 walls.



RF optimization for excellent wall penetration performance

By optimizing matching circuits and applying Maximal Ratio Combining (MRC) technology, the nova MW5 dramatically improves WiFi transmission, increasing wall penetration, and distributing much broader WiFi coverage.

Selling Points



Beamforming technology concentrates the signal for better wall penetration

Powered by Beamforming technology, the nova MW5 projects a stronger WiFi signal in the direction where your devices are located. Instead of just broadcasting signals to a wide area, Tenda's Beamforming concentrates the signal and aims it directly at the target.



Wall-plug design, plug n play

Featuring wall-plug design and pre-paired configuration, the secondary nodes make it easy to setup and expand your existing WiFi network.



Supports up to 60 devices

Combining the 1 GHz main chip with MU-MIMO technology, the nova MW5 communicates simultaneously with multiple devices, ensuring a lag-free internet connection when you enable the Capacity-oriented Mode using the App.

Purchase Guide

Feature \ Mode	MW2 (3-pack)	MW3 (3-pack)	MW5/MW5s (3-pack)	MW6 (3-pack)	MW12 (3-pack)
WiFi Speed	N450	AC1200	AC1200	AC1200	AC2200
Compatible Broadband	50 Mbps	100 Mbps	> 100 Mbps	≥200 Mbps	≥500 Mbps
Coverage Area*	up to 3000 sq.ft	up to 3500 sq.ft	up to 3500 sq.ft	up to 6000 sq.ft	up to 6000 sq.ft
Max. Mesh nodes supported (Qty./Size)	3 (3000 sq.ft)	5 (5000 sq.ft)	6 (6000 sq.ft)	9 (12000 sq.ft)	12 (15000 sq.ft)
Max. No. of Connected Devices	20 devices	40 devices	60 devices	90 devices	120 devices

Specification

Hardware Specifications	
Standards	IEEE 802.3, IEEE 802.3u
Ports	Mesh5: 1 x Gigabit LAN/WAN Ethernet port, 1 x Gigabit LAN Ethernet port Mesh5s: 1 x Megabit LAN Ethernet port
Antennas	Mesh5: 2 x 3 dBi built-in omni-directional antennas Mesh5s: 2 x 2 dBi built-in omni-directional antennas
Button	Mesh5: 1 x Reset button Mesh5s: 1 x Reset button
Power	Mesh5 Input: 100 - 240 V, 50/60 Hz, 0.6 A Output: DC 12 V == 1 A
	Mesh5s Input: 100 - 240V, 50/60 Hz, 0.3 A Output: 9 V 800 mA
Indicator	Mesh5: 1 System/Signal Mesh5s: 1 System/Signal
Dimensions	Mesh5: 91 mm x 91 mm x 93 mm (3.58 in. x 3.58 in. x 3.66 in.) Mesh5s: 114 mm x 68 mm x 45 mm (4.48 in. x 2.67 in. x 1.77 in.)
Weight	Mesh5: 207g/a Mesh5s: 172g/a
Wireless Features	
Wireless Standards	5 GHz: IEEE 802.11ac/a/n
	2.4 GHz: IEEE 802.11b/g/n
Data Rate	5GHz: 867 Mbps 2.4GHz: 300 Mbps
Frequency	Simultaneous dual band 2.4 GHz & 5 GHz
Basic Features	SSID Broadcast
	Beamforming MU-MIMO
Wireless Security	WPA2-PSK (default)
Wireless Roaming	Compliant with IEEE 802.11k/v/r
Software Features	
Internet Connection Type	PPPoE, Dynamic IP, Static IP, Bridge Mode
DHCP Server	DHCP Server
	DHCP Client List
Virtual Server	Port Forwarding
	UPnP

Specification

Firewall	UDP flood attack defence TCP flood attack defence Dlood attack defence
DNS	Manually setting up DNS server
VPN	IPsec pass through PPTP pass through L2TP pass through
Others	Parental Control
	Guest Network Firmware upgrade online
	Resetting to factory settings
Setup Requirements	A mobile device running Android 4.0+ or iOS 8+
Others	
Temperature	Operating Temperature: 0 °C - 40 °C
	Storage Temperature: -40 °C - 70 °C
Humidity	Operating Humidity: (10% - 90%) RH non-condensing
	Storage Humidity: (5% - 90%) RH non-condensing
Certificates	FCC, CE, RoHS, EAC, IC

SHENZHEN TENDA TECHNOLOGY CO.,LTD.

Tenda Technology Bldg.Int' I E-City,
#1001 Zhong Shan Yuan Rd.,Nanshan District,Shenzhen China.

E-mail:support.nova@tenda.com.cn

Tel:+86-755-2765 7098

Fax:+86-755-2765 7178

PC:518055